

# Your electricity bill

Bill date: April 19, 2012

Frank Chernek

Your account number: 740316280

For service at: 6 locations

## Summary of what you owe

Amount owing on your previous bill	\$701.66
<b>Less</b> Payment made on Mar 27, thank you	<b>-\$701.66</b>
<b>Equals</b> Your balance forward	<b>\$0.00</b>
<b>Plus</b> Your new charges (details on following pages)	
Cost of electricity (with taxes and fees)	\$355.97
<b>Equals Total amount due</b>	<b>\$355.97</b>

**Due date: May 2, 2012**

### Questions or Office Locations?

Call 1-800-253-9405, 24 hours a day  
Website: [aps.com](http://aps.com)  
Para servicio en español llame al:  
1-800-252-9410 (Otras areas)

### BE ON TIME WITH SUREPAY

Take the worry out of paying your electric bill on time. Sign up for SurePay, our automatic payment program. You'll always be on time and you'll even save some time. Just complete the enclosed form on page 2 of your bill and mail it in with your payment. Visit [aps.com/SurePay](http://aps.com/SurePay) to learn more.

Page 1 of 9

See page 2 for more information.

When paying in person, please bring the bottom portion of your bill.



Your account number  
**740316280**

Bill date  
**April 19, 2012**

Mailing address or phone number change?

Check here and fill in the details on the back.

Total amount due: \$ **355.97**

Your optional contribution to SHARE: \$ \_\_\_\_\_

Total amount paid: \$ \_\_\_\_\_

Due date: **May 2, 2012**

FRANK CHERNEK  
PMB 225  
2554 W 16 ST  
YUMA AZ 85364-4229



# News from APS

## SIGN UP THE HASSLE-FREE WAY

Enroll in SurePay, our free automatic payment program. Your APS payment will always be on time and you'll save time. Plus you'll enjoy:

- **Convenience** - Your bill is paid automatically each month, even while you're away.
- **Security** - No more checks to write and mail, or leave in an unsecured mailbox.
- **Control** - We'll send you a monthly statement or e-mail to confirm your payment and the exact date it will be deducted from your bank account.

## Things you need to know

### Contacting APS

- E-mail us at [aps@aps.com](mailto:aps@aps.com)
- Call us at:  
602-371-7171 (Phoenix) or 800-253-9405 (Other areas)  
24 hours a day
- Para servicio en español llame al:  
602-371-6861 (Phoenix) o 1-800-252-9410 (Otras areas)
- Hearing impaired:  
Dial 711 - AZ Relay Service
- By mail: APS, Station 3200, PO Box 53933,  
Phoenix AZ 85072-3933
- Blue Stake - Before you dig, call:  
811 or 800-782-5348 from anywhere within Arizona
- Electrical emergencies other than power outages, call:  
602-258-5483 (Phoenix) or 800-253-9408 (Other areas)

### Important billing and collection information

Make checks payable to APS and mail to:  
APS, PO Box 2906, Phoenix AZ 85062-2906

Credit and Collections:  
602-371-7607 (Phoenix) or 1-800-253-9409 (Other areas)

All bills for utility services are due and payable no later than 15 days from the date of the bill. Any payments not received within this time-frame shall be considered delinquent and are subject to a late payment charge of 1.5% per month.

If your power is shut off for non-payment, you must pay all the delinquent amounts and a deposit or additional deposit before power is restored.

When you provide a check as payment, you authorize us either to use information from your check to make a one-time electronic funds transfer from your account or to process the payment as a check transaction. When we process your check electronically you will not receive your check back from your financial institution and funds may be withdrawn from your account on the same day we receive your payment.

### Utility regulations and rates (Not an APS payment site)

Electricity regulations and rates are approved by:  
Arizona Corporation Commission,  
1200 W Washington, Phoenix AZ 85007  
602-542-4251 (Phoenix) or 1-800-222-7000 (Other areas).  
[www.cc.state.az.us](http://www.cc.state.az.us)

### Sign up for SurePay Automatic Payments!

Frank Cherek	Phone (     )
Optional SHARE Contribution to be added to my Monthly Bill (\$1 to \$9) \$____	
My signature authorizes APS to electronically debit my bank account on the billing due date to pay the total amount due each month. Use the enclosed check payment to set up automatic payments. To terminate SurePay, I will contact APS. (Intended for mailed-in payments only. No counter checks.)	
<b>Signature:</b>	

### Mailing address or phone number change

First name, middle name, last name		
Address (number, street name)		
City	State	Zip + 4
Home phone (     )	Business phone (     )	



PO BOX 2906  
PHOENIX AZ 85062-2906  
APSDFTTTDDTAACFATTATDLCFATFTANFADFTLFFFTFAFFAFFADDFDAAFAFTFADDTDT

Your electricity bill  
April 19, 2012

Frank Chernek

Your account number  
740316280

## Summary of charges by service address

Service number	Service address	Total electricity used (kWh)	Billed demand (kW)	Other charges and credits (\$)	Total charges (\$)
1543S20288	345 S May Ave North, Yuma Lone Park Rv	741	6.0	\$0.00	\$123.65
4953S20283	345 S May Ave Spc 2m, Yuma	386	0.0	\$0.00	\$54.11
2543S20288	345 S May Ave Spc 5m, Yuma	490	0.0	\$0.00	\$65.12
0161S12282	345 S May Ave Unit B, Yuma	4	0.0	\$0.00	\$10.31
3843S20281	345 S May Ave Spc 1, Yuma	264	0.0	\$0.00	\$40.11
5933S20280	345 S May Ave South, Yuma Lone Star Rv Park	291	4.0	\$0.00	\$62.67
<b>Total</b>		<b>2176</b>		<b>\$0.00</b>	<b>\$355.97</b>



Your electricity bill  
April 19, 2012

Frank Cherek

Your account number  
740316280

## New charges for 345 S May Ave North

Your service plan: E-32 XS/S  
Service number: 1543S20288  
DBA: Lone Park Rv

Meter number: W51222  
Meter reading cycle: 12

### Charges for electricity services

#### Cost of electricity you used

Basic service charge	\$4.03
Delivery service charge	\$30.22
Demand charge - delivery	\$0.00
Environmental benefits surcharge	\$9.11
Federal environmental improvement surcharge	\$0.12
System benefits charge	\$1.56
Power supply adjustment*	-\$3.09
Metering*	\$12.90
Meter reading*	\$2.18
Billing*	\$2.40
Generation of electricity*	\$50.39
Federal transmission and ancillary services*	\$3.14
Federal transmission cost adjustment*	\$1.83
System benefits adjustment	-\$0.19
<b>Cost of electricity you used</b>	<b>\$114.60</b>

#### Taxes and fees

Regulatory assessment	\$0.21
State sales tax	\$7.58
County sales tax	\$1.26
City sales tax	\$0.00
Franchise fee	\$0.00
<b>Cost of electricity with taxes and fees</b>	<b>\$123.65</b>

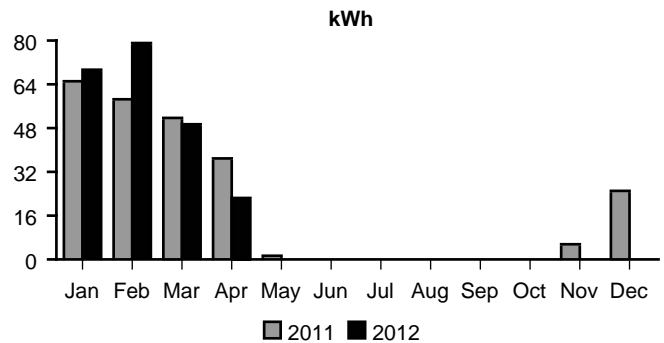
**Total charges for electricity services \$123.65**

\* These services are currently provided by APS but may be provided by a competitive supplier.

### Amount of electricity you used

Meter reading on Apr 17	17891
Meter reading on Mar 16	17150
<b>Total electricity you used, in kWh</b>	<b>741</b>
Demand meter reading	5.85
<b>Your billed demand in kW</b>	<b>6.0</b>

#### Average daily electricity use per month



#### Comparing your monthly use

	This month	Last month	This month last year
Billing days	32	31	29
Average outdoor temperature	67°	62°	68°
Your total use in kWh	741	1556	1094
Your billed demand in kW	6.0	9.0	8.0
Your average daily cost	\$3.86	\$7.52	\$5.77

Your electricity bill  
April 19, 2012

Frank Cherek

Your account number  
740316280

## New charges for 345 S May Ave Spc 2m

Your service plan: Standard Rate  
Service number: 4953S20283

### Charges for electricity services

#### Cost of electricity you used

Basic service charge	\$2.02
Delivery service charge	\$14.32
Environmental benefits surcharge	\$4.75
Federal environmental improvement surcharge	\$0.06
System benefits charge	\$0.81
Power supply adjustment*	-\$1.61
Metering*	\$2.88
Meter reading*	\$1.98
Billing*	\$2.24
Generation of electricity*	\$19.13
Federal transmission and ancillary services*	\$2.01
Federal transmission cost adjustment*	\$1.63
System benefits adjustment	-\$0.10
<b>Cost of electricity you used</b>	<b>\$50.12</b>

#### Taxes and fees

Regulatory assessment	\$0.12
State sales tax	\$3.32
County sales tax	\$0.55
City sales tax	\$0.00
Franchise fee	\$0.00
<b>Cost of electricity with taxes and fees</b>	<b>\$54.11</b>

**Total charges for electricity services \$54.11**

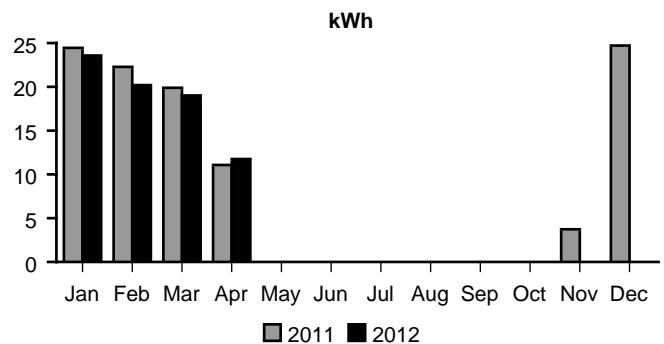
\* These services are currently provided by APS but may be provided by a competitive supplier.

Meter number: W25000  
Meter reading cycle: 12

### Amount of electricity you used

Meter reading on Apr 17	6713
Meter reading on Mar 16	6327
<b>Total electricity you used, in kWh</b>	<b>386</b>

#### Average daily electricity use per month



#### Comparing your monthly use

	This month	Last month	This month last year
Billing days	32	31	29
Average outdoor temperature	67°	62°	68°
Your total use in kWh	386	600	330
Your average daily cost	\$1.69	\$2.46	\$1.58



Your electricity bill  
April 19, 2012

Frank Cherek

Your account number  
740316280

## New charges for 345 S May Ave Spc 5m

Your service plan: Standard Rate  
Service number: 2543S20288

### Charges for electricity services

#### Cost of electricity you used

Basic service charge	\$2.02
Delivery service charge	\$18.18
Environmental benefits surcharge	\$5.17
Federal environmental improvement surcharge	\$0.08
System benefits charge	\$1.03
Power supply adjustment*	-\$2.04
Metering*	\$2.88
Meter reading*	\$1.98
Billing*	\$2.24
Generation of electricity*	\$24.29
Federal transmission and ancillary services*	\$2.55
Federal transmission cost adjustment*	\$2.06
System benefits adjustment	-\$0.12
<b>Cost of electricity you used</b>	<b>\$60.32</b>

#### Taxes and fees

Regulatory assessment	\$0.14
State sales tax	\$3.99
County sales tax	\$0.67
City sales tax	\$0.00
Franchise fee	\$0.00
<b>Cost of electricity with taxes and fees</b>	<b>\$65.12</b>

**Total charges for electricity services \$65.12**

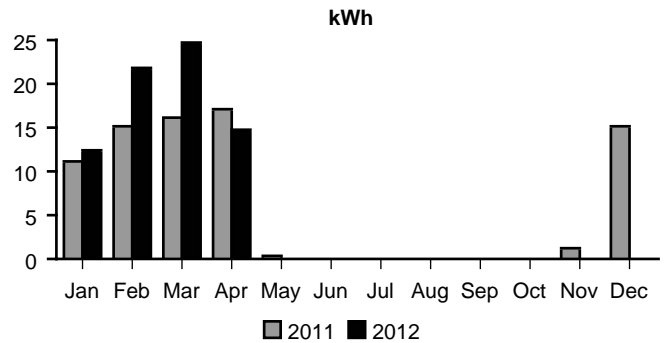
\* These services are currently provided by APS but may be provided by a competitive supplier.

Meter number: W24968  
Meter reading cycle: 12

### Amount of electricity you used

Meter reading on Apr 17	5448
Meter reading on Mar 16	4958
<b>Total electricity you used, in kWh</b>	<b>490</b>

#### Average daily electricity use per month



#### Comparing your monthly use

	This month	Last month	This month last year
Billing days	32	31	29
Average outdoor temperature	67°	62°	68°
Your total use in kWh	490	792	512
Your average daily cost	\$2.03	\$3.10	\$2.23

Your electricity bill  
April 19, 2012

Frank Cherek

Your account number  
740316280

## New charges for 345 S May Ave Unit B

Your service plan: Standard Rate  
Service number: 0161S12282

### Charges for electricity services

#### Cost of electricity you used

Basic service charge	\$2.02
Delivery service charge	\$0.15
Environmental benefits surcharge	\$0.05
Federal environmental improvement surcharge	\$0.00
System benefits charge	\$0.01
Power supply adjustment*	-\$0.02
Metering*	\$2.88
Meter reading*	\$1.98
Billing*	\$2.24
Generation of electricity*	\$0.20
Federal transmission and ancillary services*	\$0.02
Federal transmission cost adjustment*	\$0.02
<b>Cost of electricity you used</b>	<b>\$9.55</b>

#### Taxes and fees

Regulatory assessment	\$0.02
State sales tax	\$0.63
County sales tax	\$0.11
City sales tax	\$0.00
Franchise fee	\$0.00
<b>Cost of electricity with taxes and fees</b>	<b>\$10.31</b>

**Total charges for electricity services \$10.31**

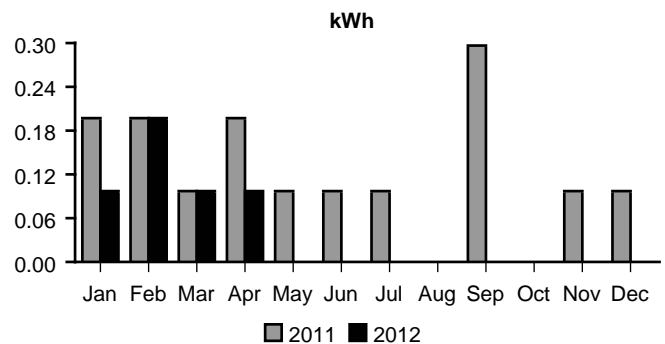
\* These services are currently provided by APS but may be provided by a competitive supplier.

Meter number: W30068  
Meter reading cycle: 12

### Amount of electricity you used

Meter reading on Apr 17	70
Meter reading on Mar 16	66
<b>Total electricity you used, in kWh</b>	<b>4</b>

#### Average daily electricity use per month



#### Comparing your monthly use

	This month	Last month	This month last year
Billing days	32	31	29
Average outdoor temperature	67°	62°	68°
Your total use in kWh	4	4	6
Your average daily cost	\$0.32	\$0.32	\$0.33



Your electricity bill  
April 19, 2012

Frank Cherek

Your account number  
740316280

## New charges for 345 S May Ave Spc 1

Your service plan: Standard Rate  
Service number: 3843S20281

### Charges for electricity services

#### Cost of electricity you used

Basic service charge	\$2.02
Delivery service charge	\$9.79
Environmental benefits surcharge	\$3.25
Federal environmental improvement surcharge	\$0.04
System benefits charge	\$0.55
Power supply adjustment*	-\$1.10
Metering*	\$2.88
Meter reading*	\$1.98
Billing*	\$2.24
Generation of electricity*	\$13.09
Federal transmission and ancillary services*	\$1.37
Federal transmission cost adjustment*	\$1.11
System benefits adjustment	-\$0.07
<b>Cost of electricity you used</b>	<b>\$37.15</b>

#### Taxes and fees

Regulatory assessment	\$0.09
State sales tax	\$2.46
County sales tax	\$0.41
City sales tax	\$0.00
Franchise fee	\$0.00
<b>Cost of electricity with taxes and fees</b>	<b>\$40.11</b>

**Total charges for electricity services \$40.11**

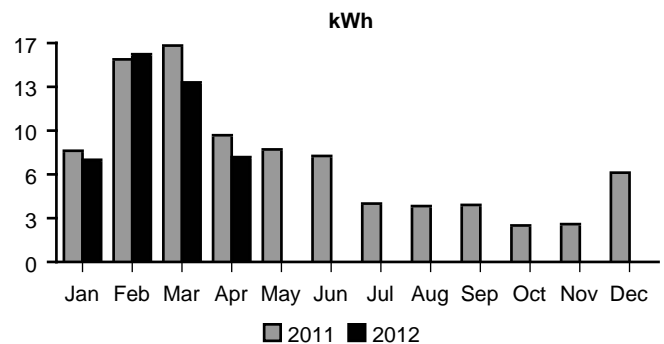
\* These services are currently provided by APS but may be provided by a competitive supplier.

Meter number: W24967  
Meter reading cycle: 12

### Amount of electricity you used

Meter reading on Apr 17	5333
Meter reading on Mar 16	5069
<b>Total electricity you used, in kWh</b>	<b>264</b>

#### Average daily electricity use per month



#### Comparing your monthly use

	This month	Last month	This month last year
Billing days	32	31	29
Average outdoor temperature	67°	62°	68°
Your total use in kWh	264	438	290
Your average daily cost	\$1.25	\$1.91	\$1.42



Your electricity bill  
April 19, 2012

Frank Cherek

Your account number  
740316280

## New charges for 345 S May Ave South

Your service plan: E-32 XS/S  
Service number: 5933S20280  
DBA: Lone Star Rv Park

Meter number: W51221  
Meter reading cycle: 12

### Charges for electricity services

#### Cost of electricity you used

Basic service charge	\$4.03
Delivery service charge	\$11.87
Demand charge - delivery	\$0.00
Environmental benefits surcharge	\$3.58
Federal environmental improvement surcharge	\$0.05
System benefits charge	\$0.61
Power supply adjustment*	-\$1.21
Metering*	\$12.90
Meter reading*	\$2.18
Billing*	\$2.40
Generation of electricity*	\$19.79
Federal transmission and ancillary services*	\$1.23
Federal transmission cost adjustment*	\$0.72
System benefits adjustment	-\$0.07
<b>Cost of electricity you used</b>	<b>\$58.08</b>

#### Taxes and fees

Regulatory assessment	\$0.11
State sales tax	\$3.84
County sales tax	\$0.64
City sales tax	\$0.00
Franchise fee	\$0.00
<b>Cost of electricity with taxes and fees</b>	<b>\$62.67</b>

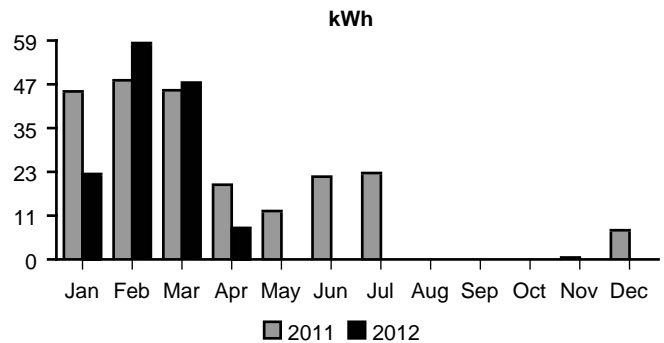
**Total charges for electricity services \$62.67**

\* These services are currently provided by APS but may be provided by a competitive supplier.

### Amount of electricity you used

Meter reading on Apr 17	14345
Meter reading on Mar 16	14054
<b>Total electricity you used, in kWh</b>	<b>291</b>
Demand meter reading	3.60
<b>Your billed demand in kW</b>	<b>4.0</b>

### Average daily electricity use per month



### Comparing your monthly use

	This month	Last month	This month last year
Billing days	32	31	29
Average outdoor temperature	67°	62°	68°
Your total use in kWh	291	1504	602
Your billed demand in kW	4.0	5.0	3.0
Your average daily cost	\$1.95	\$7.30	\$3.50